

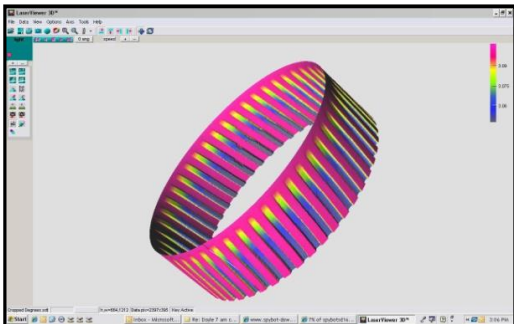
BEMIS-LC™ Large Caliber (105mm – 155mm) Bore Erosion Measurement and Inspection System



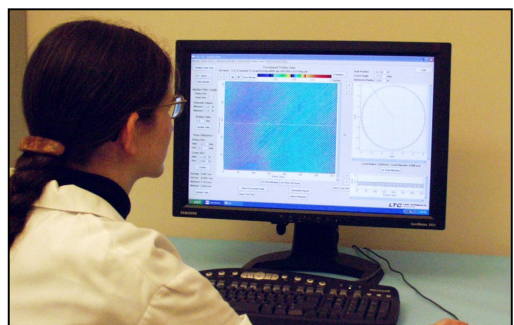
Designed to Inspect Large Caliber
Weapon Bores



155mm Self-Propelled Scanning Assembly



3D Image Segment of 155mm Gun Bore

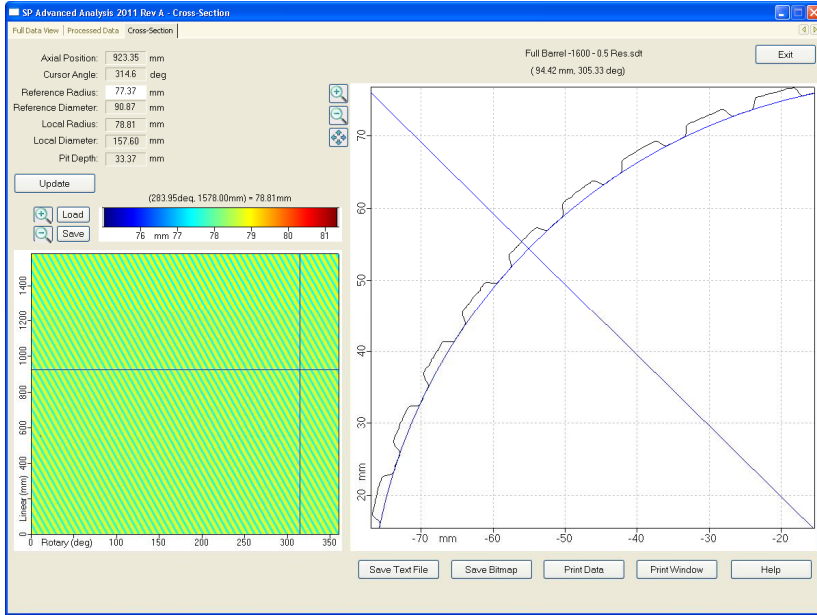


LaserViewer™ Analysis and Reporting
Software

BEMIS-LC™ Features

- **High Resolution** laser-based system for assessment of weapon bore condition
- **Rugged and Portable Design** for use in the field or shop
- **Muzzle brake** does not have to be removed during inspection
- **Automated** inspection process removes operator subjectivity
- **3D Precision** bore erosion profiling and laser-based dimensional measurement
- **High Resolution LaserVideo™** provides visual, camera-like image of entire gun tube surface
- **Quantitative data** for unparalleled gun tube surface and erosion analysis
- **Advanced analysis and reporting** software provides data in hard-copy summary or exportable to text file
- **Transportable Inspection Data** can be reviewed stored and reviewed at remote locations
- **Automatic report generator** software provides tabular summary of test results
- **Operator-Configurable** motion and scan control
- **Quick setup** with automatic calibration routine
- **On-Site training** available

LTC...Making HeroesSM



Typical Display allows operators in-depth analysis of test results

LABORATORY SERVICES BRANCH TEST REPORT

DATE OF MEASUREMENT: 10/10/2003 12:50:08 PM
 OPERATOR: John Doe
 BARREL TYPE: M203 Caliber
 SERIAL NUMBER: XYZ-123
 TEST PROGRAM: 100
 MEASUREMENT TEMP: 82 deg F
 TEST DIRECTOR:

SCAN DATA FILENAME: D:
 SCAN DATA ANGULAR RESOLUTION: 0.5 deg
 APPROXIMATE CIRCUMFERENTIAL SAMPLE SPACING: 0.002 in
 SCAN DATA AXIAL RESOLUTION: 0.02 in
 REPORT AXIAL RESOLUTION: 0.5 in
 NUMBER OF LAND SAMPLES PER CALCULATION: 16
 NUMBER OF GROOVE SAMPLES PER CALCULATION: 31
 REPORT GENERATED ON: 1/30/2004
 NOTE: Land 1 is the first land above 0 degrees at the muzzle end.

COMMENTS:

Dist from	Scan	Land	Groove	Land	Groove	Land	Groove	Land	Groove	Average	Average
0.5	-39.22	0.4950	0.5080	0.4955	0.5080	0.4955	0.5090	0.4950	0.5085	0.4955	0.5085
1	-38.72	0.4955	0.5085	0.4955	0.5085	0.4955	0.5090	0.4950	0.5080	0.4954	0.5084
1.5	-38.22	0.4955	0.5085	0.4950	0.5080	0.4950	0.5090	0.4950	0.5080	0.4954	0.5084
2	-37.72	0.4955	0.5090	0.4955	0.5090	0.4950	0.5085	0.4955	0.5080	0.4954	0.5084
2.5	-37.22	0.4950	0.5085	0.4955	0.5085	0.4950	0.5080	0.4955	0.5080	0.4954	0.5083
3	-36.72	0.4955	0.5090	0.4950	0.5085	0.4955	0.5085	0.4955	0.5075	0.4954	0.5083
3.5	-36.22	0.4955	0.5090	0.4950	0.5085	0.4955	0.5085	0.4955	0.5080	0.4952	0.5084
4	-35.72	0.4955	0.5090	0.4950	0.5085	0.4950	0.5080	0.4950	0.5080	0.4950	0.5083
4.5	-35.22	0.4955	0.5085	0.4950	0.5085	0.4955	0.5085	0.4955	0.5085	0.4953	0.5083
5	-34.72	0.4955	0.5085	0.4950	0.5080	0.4955	0.5080	0.4950	0.5080	0.4954	0.5084
5.5	-34.22	0.4955	0.5080	0.4950	0.5080	0.4970	0.5080	0.4970	0.5085	0.4954	0.5084
6	-33.72	0.4955	0.5085	0.4955	0.5080	0.4970	0.5080	0.4955	0.5080	0.4955	0.5085
6.5	-33.22	0.4955	0.5085	0.4955	0.5080	0.4970	0.5080	0.4955	0.5080	0.4955	0.5085
7	-32.72	0.4955	0.5080	0.4970	0.5085	0.4970	0.5085	0.4955	0.5080	0.4955	0.5087
7.5	-32.22	0.4955	0.5080	0.4975	0.5085	0.4970	0.5085	0.4955	0.5080	0.4955	0.5080
8	-31.72	0.4970	0.5085	0.4975	0.5085	0.4970	0.5085	0.4955	0.5080	0.4970	0.5092
8.5	-31.22	0.4970	0.5090	0.4950	0.5085	0.4955	0.5085	0.4955	0.5080	0.4970	0.5093
9	-30.72	0.4975	0.5095	0.4950	0.5100	0.4970	0.5095	0.4955	0.5080	0.4977	0.5095
9.5	-30.22	0.4980	0.5095	0.4975	0.5105	0.4970	0.5095	0.4970	0.5100	0.4970	0.5100
10	-29.72	0.4985	0.5100	0.4980	0.5105	0.4975	0.5100	0.4970	0.5095	0.4977	0.5100
10.5	-29.22	0.4985	0.5105	0.4980	0.5110	0.4975	0.5100	0.4970	0.5100	0.4977	0.5102
11	-28.72	0.4980	0.5105	0.4975	0.5110	0.4975	0.5100	0.4980	0.5100	0.4977	0.5103
11.5	-28.22	0.4985	0.5110	0.4980	0.5110	0.4975	0.5100	0.4980	0.5105	0.4980	0.5108
12	-27.72	0.4985	0.5110	0.4975	0.5105	0.4980	0.5105	0.4985	0.5110	0.4981	0.5108
12.5	-27.22	0.4985	0.5110	0.4980	0.5105	0.4980	0.5105	0.4985	0.5110	0.4982	0.5108
13	-26.72	0.4985	0.5110	0.4985	0.5105	0.4980	0.5105	0.4980	0.5110	0.4982	0.5110
13.5	-26.22	0.4985	0.5110	0.4985	0.5105	0.4980	0.5110	0.4980	0.5110	0.4987	0.5110
14	-25.72	0.4985	0.5110	0.4985	0.5105	0.4980	0.5120	0.4985	0.5110	0.4986	0.5112
14.5	-25.22	0.4980	0.5105	0.4985	0.5105	0.4980	0.5125	0.4985	0.5110	0.4985	0.5112
15	-24.72	0.4985	0.5115	0.4985	0.5110	0.4980	0.5120	0.4985	0.5110	0.4986	0.5114
15.5	-24.22	0.4980	0.5115	0.4985	0.5125	0.4985	0.5125	0.4980	0.5110	0.4991	0.5118
16	-23.72	0.4980	0.5115	0.4985	0.5125	0.4985	0.5125	0.4980	0.5110	0.4992	0.5120
16.5	-23.22	0.4985	0.5120	0.4985	0.5130	0.4985	0.5125	0.4980	0.5115	0.4995	0.5122
17	-22.72	0.4985	0.5125	0.4985	0.5125	0.4985	0.5125	0.4980	0.5115	0.4995	0.5122
17.5	-22.22	0.5000	0.5130	0.5000	0.5130	0.4990	0.5125	0.4990	0.5120	0.4996	0.5125
18	-21.72	0.5005	0.5130	0.5000	0.5130	0.4995	0.5120	0.4995	0.5120	0.4998	0.5126
18.5	-21.22	0.5005	0.5135	0.4995	0.5130	0.4995	0.5120	0.5000	0.5120	0.4998	0.5127
19	-20.72	0.5005	0.5135	0.4995	0.5130	0.4995	0.5120	0.5000	0.5130	0.4998	0.5128
19.5	-20.22	0.5000	0.5135	0.4995	0.5125	0.4995	0.5125	0.5005	0.5130	0.4999	0.5128
20	-19.72	0.5000	0.5135	0.4995	0.5120	0.4995	0.5120	0.5005	0.5130	0.4998	0.5129
20.5	-19.22	0.5000	0.5130	0.4995	0.5120	0.5005	0.5125	0.5005	0.5130	0.5001	0.5127
21	-18.72	0.4995	0.5130	0.4995	0.5120	0.5005	0.5125	0.5005	0.5130	0.5000	0.5128
21.5	-18.22	0.4995	0.5125	0.4995	0.5120	0.5005	0.5125	0.5005	0.5130	0.5000	0.5129
22	-17.72	0.4995	0.5120	0.5000	0.5120	0.5005	0.5120	0.5000	0.5130	0.4998	0.5126


Test results can be generated in tabular format

Basic Specifications:

- Axial scan resolution: Up to 0.1 mm (0.004 inch) per increment
- Rotary scan resolution: Up to 0.1 mm (0.004 inch) per increment
- Sensor resolution: 5 microns (.00025 inch)
- Sensor Linearity: 12 microns (.0005 inch)
- Laser Power: < 4 mW
- Laser Spot Size (max): 0.05 mm (0.002 inch)
- Laser Power Classification: Class II
- Power: 110/240 VAC – 50/60 Hz
- Test Results Displayed: Contour view and cross sectional
- Surface contour display with 256 color, grey-scale, thermal and solid color options

BEMIS™ Large Caliber Inspection System includes:

- LP-4210F™ Field-Grade Data Acquisition and Control Unit Including LaserViewer™ Software
- Self-propelled Crawler Unit
- Laser Sensor Scanning Assembly
- Shielded Sensor Extension Cable
- Integrated Guide Tube Adapter and Calibration Set
- Hard-sided Shipping Cases



BEMIS™ Scanning 155mm Gun Tube

USA Laser Techniques Company, LLC information@Laser-NDT.com
Japan Kaigai Aviotech uemura@kaigaiaviotech.com
Korea AirTech Int'l Inc. jay@airtechus.com
Sweden CLP Systems AB t.jagerman@clp.se
Spain MENPRO antonio.oliva@menpro.es